

Pièces détachées

CT100 SERIE

Balance mobile, avec ticket



VENTES & REPARATIONS








SARL MANCEL PESAGE








www.balance-express.com

CAS

www.cas-pesage.com

A. Electronics Parts

No	Order No	Part Name	Image	Remark
1	6C00-PCT-0022-0	MAIN PCB		RS485
2	6C00-PCT-0022-A	MAIN PCB		ETHERNET
3	6C58-PCT-0022-0	I/O PCB		RS485
4	Contact to CAS	I/O PCB		RS485 (including USB Host)
5	6C58-PCT-0022-A	I/O PCB		ETHERNET
6	Contact to CAS	I/O PCB		ETHERNET (including USB Host)
7	6C80-PCT-0022-0	WIRELESS PCB		ETHERNET

8	61A0-A00-0003-0	ZIGBEE PCB		RS485
9	61A0-045-8021A	ZIGBEE PCB		RS485
10	6C40-PCT-0022-0	POWER PCB (AC)		
11	Contact to CAS	POWER PCB (AC+DC)		
12	6C55-PCT-0022-0	PRINTER PCB		
13	6C20-PCT-0022-0	AD PCB		
14	6C10-PCT-0022-0	DISPLAY PCB		HTN (Default)

15	Contact to CAS	DISPLAY PCB		STN (Premier)
16	7502-P00-1207-0	BATTERY		12V 7Ah
17	7850-W00-4025-0	MAIN TO IO		20P*20P*250mm
18	7840-W00-1815-A	MAIN TO FRONT DISPLAY		9P*9P*150mm
19	7850-W00-1616-0	MAIN TO PRINTER B/P TYPE		16P*16P*170mm
20	7840-W00-1005-0	POWER TO MAIN		5P*5P*50mm
21	7840-W00-0250-B	POWER TO PRINTER B/P TYPE		2P*500mm
22	7840-W00-6270-0	POWER TO MAIN CONTROL		3P*3P*270mm

23	7840-W00-2150-0	POWER TO PRINTER (R TYPE)		2P*1500mm
24	7834-W00-1520-0	MAIN TO DISPLAY with GND		9P*9P(187*187)*15 20mm
25	7860-W00-0187-0	MAIN TO PRINTER GND		187RES*187RES*70 mm
26	7860-W00-0121-0	MAIN TO GND		1P*210mm
27	7840-W00-1300-0	POWER TO BATTERY		2P*300mm
28	7850-W00-1616A	POWER TO PRINTER R TYPE		16p*16p*1500mm
29	7840-W00-0225-F	POWER TO SWITCH		2P*250mm

30	7840-W00-3025-0	DC TO POWER		303*250mm/2P (FUSE HOLD)
31	7840-W00-8615-0	MAIN TO WIRELESS		8P*6P*150mm
32	6410-TPN-0628-0	TPH		

B. Mechanics Parts




CT100-B, P

※ UPPER CASE ASS'Y

No.	IMAGE	CODE	REV.	PART NAME	SPEC	MATERIAL	Q'TY	REMARK
1		2000-A00-0357	0	UPPER BODY	320*380*95 (CT-100 EURO)	ABS	1	
2		2000-A00-0360	0	BATTERY COVER	251*5*6.6 (CT-100)	ABS	1	
3		1000-A00-0337	0	TRAY	CT100 318*238*1.2t	SUS	1	
4		2050-A00-6353	0	DISPLAY COVER (TOOL) (FRONT_P,B,E)	CT100 110*110*1.2t	PC	1	
5		2100-A00-0249	0	MEMBRANE KEY TOOL	CT-100 117*110*1.2t	PC	1	
6		9020-A00-0088	0	CAPA STICKER (TOOL)	CT10061.6*5.6	STICKER	1	
7		2015-A00-0032	0	LOGO STICKER	CT100 120*41	PC	1	REAR STICKR
8		1510-A00-0408	0	SCREW-TAPPING(PH)-1	M4*8(CHINA)	-	4	LCD PCB ASS'Y
9		1810-ERS-0000	3	SPEC PLATE	ER,POSCALE,DB-2	-	1	
69		1563-A00-0308	0	RIVET	ø3.2*8	-	2	SPEC PLATE
10		2010-A00-0026	0	WATER LEVEL GAGE COVER	GAGE COVER(POSCALE)	-	1	





※ BODY ASS'Y

No.	IMAGE	CODE	REV.	PART NAME	SPEC	MATERIAL	Q'TY	REMARK
11		2000-A00-0359	0	BODY	CT-100 380*338*96	ABS+G/F20%	1	
12		1100-A00-0116	0	LOADCELL BLOCK (INSERT)	CL3000 60*45*11.5	AL	1	
13		1100-A00-0123	0	PLATFORM	CT-100 253*140*30	AL	1	
14		1100-A00-0124	0	MIDDLE PLATFORM	CL-100 150*58*17	AL	1	
15		2600-A00-0120	0	TRAY RUBBER	CT-100 ϕ 30* ϕ 3.2	NBR	5	
16		1535-MSU-0620	0	BOLT-WRENCH(WA)	M6*20-SUS	SUS	4	LOADCELL
17		1502-MSU-0406	0	SCREW-MACHINE(PH)	M4*6-SUS	SUS	4	TOP PLATFORM
18		1532-A00-0425	0	BOLT-WRENCH(ST)	M4*25L	-	4	LIMIT
19		1030-A00-0448	0	BRACKET-IO	CT-100 132*46*40*1t	SPCC	1	B, P - TYPE
20		1510-A00-0408	0	SCREW-TAPPING(PH)-1	M4*8(CHINA)	-	13	BRACKET BATTERY (27#) BRACKET-IO (47#) POWER PCB (37#) MAIN PCB (47#)
21		1030-A00-0462	0	BRACKET-BATTERY	172*9*27		1	
22		1550-A00-0408	0	WASHER	M4	-	2	POWER TRANS
23		1510-A00-0410	0	SCREW-TAPPING(PH)-1	M4*12	-	2	POWER TRANS
24		1502-MSU-0416	0	SCREW-MACHINE(PH)	M4*16-SUS	SUS	4	BODY
25		2022-A00-0005	0	WATER LEVEL GAGE	ϕ 14.5*8 CHINA	-	1	

26		1269-□00-0018	0	BOLT-SEALING	M4*18	-	1	SEALING
27		1260-A00-0001	0	BOLT-SEALING	M4*6	-	1	SEALING
28		2008-A00-0001	B	FOOT	PVC ø40*42(SW-1)(CHINA)	-	4	SW

※ DOOR ASS'Y

No.	IMAGE	CODE	REV.	PART NAME	SPEC	MATERIAL	Q'TY	REMARK
29		2000-A00-0361	0	DOOR	CT100 173*75*5	PC	1	
30		2000-A00-0362	0	DOOR HANDLE	CT100 50*30*3	PC	1	
31		1210-A00-0115	0	DOOR HANDLE SHAFT	CT100 ø3*70L	SUS	1	
32		1561-MSU-0200	0	E-RING	ø2.5*ø7*0.6-SUS	SUS	2	
33		1030-A00-0467	0	DOOR BRACKET	CT100 73.7*86.2*54.5	SPCC	1	
34		2000-A00-0363	0	PAPER PLATE	83*74*8 (CT100 EURO 전용)	ABS	1	
35		1210-A00-0116	0	PAPER SHAFT	CT100 ø10*60L	AL	1	
36		1030-A00-0468	0	DOOR PLATE BRACKET	CT100 69*32*66*1.5t	SPCC	1	
37		1210-A00-0117	0	DOOR PLATE SHAFT	CT100 ø4*54L	SUS	1	
38		1561-MSU-0300	0	E-RING	ø3*ø7*0.6-SUS(CHINA)	SUS	2	
39		1510-A00-0408	0	SCREW-TAPPING(PH)-1	M4*8(CHINA)	-	5	DOOR PLATE

40		1502-A00-0408	0	SCREW-MACHINE(PH)	M4*8(CHINA)	-	1	PAPER SUPPORT SHAFT
41		1510-A00-0306	0	SCREW BOLT	M3*6	-	4	DOOR PLATE + PAPER SUPPORT
42		1030-A00-0469	0	PAPER CUTTER	CT100	PC	1	
43		1030-A00-0469	0	TPH BRACKET	CL100 76*34*36	SPCC	1	






※ POLE ASS'Y (P-TYPE)

No.	IMAGE	CODE	REV.	PART NAME	SPEC	MATERIAL	Q'TY	REMARK
44		2000-A00-0364	0	POST SUPPORT	CT100 92*66*55	ABS	1	
45		1150-A00-0035	0	POST PIPE	CT100 60*20.5*335*1.5t	AL	1	
46		1030-A00-0463	0	SUPPORT BRACKET	CT100 93*67*2.0t	SPCC	1	
47		2000-A00-0370	0	HINGE BODY	CT100 66.3*31*70	ABS	1	
48		2000-A00-0371	0	HINGE SUPPORT (R)	CT100 29*35*15	ABS	1	
49		2000-A00-0372	0	HINGE SUPPORT (L)	CT100 29*35*15	ABS	1	
50		2600-A00-0114	0	WASHER GRIT	CT100 ø12.5*ø5.5*2t	NBR	2	
51		1502-A00-0560	0	SCREW-MACHINE(PH)	M5*60L	SUS	1	HINGE
52		2000-A00-0373	0	DISPLAY CASE (F)	CT100 142*115*20.5	ABS	1	
53		2000-A00-0374	0	DISPLAY CASE (R)	CT100 142*115*51	ABS	1	

54		2050-A00-6357	0	DISPLAY COVER TOOL (R)	CT100	PC	1	
55		9020-A00-0088	0	CAPA STICKER (TOOL)	CT100 61.6*5.6	STICKER	1	
56		1512-A00-0305	0	T SCREW-2	M3*5	SUS	2	SUPPORT BRACKET
57		1510-A00-0308	0	SCREW-TAPPING(PH)-1	M3*8	-	4	LCD PCB
58		1510-A00-0310	0	SCREW-TAPPING(PH)-1	M3*10	-	1	DISPLAY CASE
59		1502-A00-0408	0	SCREW-MACHINE(PH)	M4*8	-	4	POST PIPE
60		1550-MSU-0408	0	WASHER(FLAT)	ø4*ø8*0.8-SUS	-	3	LOWER BODY ASSY + POLE ASS'Y
61		1502-MSU-0420	0	M SCREW (PH)	M4*20	SUS	3	LOWER BODY ASSY + POLE ASS'Y

※ POLE ASS'Y (B-TYPE)

No.	IMAGE	CODE	REV.	PART NAME	SPEC	MATERIAL	Q'TY	VENDOR	REMARK
44		2000-A00-0364	0	POST SUPPORT	CT100 92*66*55	ABS	1	-	
45		1150-A00-0037	0	POST PIPE	CT100 60*20.5*75*1.5t	AL	1	-	
46		1030-A00-0463	0	SUPPORT BRACKET	CT100 93*67*2.0t	SPCC	1	-	
47		2000-A00-0370	0	HINGE BODY	CT100 66.3*31*70	ABS	1	-	
48		2000-A00-0371	0	HINGE SUPPORT (R)	CT100 29*35*15	ABS	1	-	
49		2000-A00-0372	0	HINGE SUPPORT (L)	CT100 29*35*15	ABS	1	-	
50		2600-A00-0114	0	WASHER GRIT	CT100 ø12.5*ø5.5*2t	NBR	2	-	
51		1502-A00-0560	0	SCREW-MACHINE(PH)	M5*60L	SUS	1	-	HINGE
52		2000-A00-0373	0	DISPLAY CASE (F)	CT100 142*115*20.5	ABS	1	-	
53		2000-A00-0374	0	DISPLAY CASE (R)	CT100 142*115*51	ABS	1	-	
54		2050-A00-6357	0	DISPLAY COVER TOOL (R)	CT100	PC	1	-	
55		9020-A00-0088	0	CAPA STICKER (TOOL)	CT100 61.6*5.6	STICKER	1	-	
56		1512-A00-0305	0	T SCREW-2	M3*5	SUS	1	-	SUPPORT BRACKET

57		1510-A00-0308	0	SCREW-TAPPING(PH)-1	M3*8	-	4	-	LCD PCB
58		1510-A00-0310	0	SCREW-TAPPING(PH)-1	M3*10	-	1	-	DISPLAY CASE
59		1502-A00-0408	0	SCREW-MACHINE(PH)	M4*8	-	4	-	POST PIPE
60		1550-MSU-0408	0	WASHER(FLAT)	ø4*ø8*0.8-SUS	-	3	-	LOWER BODY ASSY + POLE ASS'Y
61		1502-MSU-0420	0	M SCREW (PH)	M4*20	SUS	3	-	LOWER BODY ASSY + POLE ASS'Y






CT100-R

※ UPPER CASE ASS'Y

No.	IMAGE	CODE	REV.	PART NAME	SPEC	MATERIAL	Q'TY	VENDOR	REMARK
1		2000-A00-0358	0	UPPER BODY	320*380*95 (CT100 CHINA P TYPE)	ABS	1		
2		2000-A00-0360	0	BATTERY COVER	CT100 251*5*6.6	ABS	1		
3		1000-A00-0337	0	TRAY	CT100 318*238*1.2t	SUS	1	-	
4		2050-A00-6353	0	DISPLAY COVER (TOOL) (FRONT_P,B,E)	CT100 110*110*1.2t	PC	1	-	
5		2100-A00-0249	0	MEMBRANE KEY (TOOL)	CT-100 117*110*1.2t	PC	1	-	
6		9020-A00-0088	0	CAPA STICKER (TOOL)	CT10061.6*5.6	STICKER	1	-	
7		2015-A00-0032	0	LOGO STICKER	CT100 120*41	PC	1	-	REAR STICKR
8		1510-A00-0408	0	SCREW-TAPPING(PH) -1	M4*8(CHINA)	-	4	-	DISPLAY
9		1810-ERS-0000	3	SPEC PLATE	ER,POSCALE,DB-2,내수(중국)	-	1		
10		1563-A00-0308	0	RIVET	ø3.2*8	-	2	-	SPEC PLATE
11		2010-A00-0026	0	WATER LEVEL GAGE COVER	GAGE COVER(POSCALE)	-	1	-	

※ LOWER CASE ASS'Y

No.	IMAGE	CODE	REV.	PART NAME	SPEC	MATERIAL	Q'TY	VENDOR	REMARK
12		2000-A00-0359	0	LOWER BODY	CT100 380*338*96	ABS+ G/F20%	1	Jinway	
13		1100-A00-0116	0	LOADCELL BLOCK (INSERT)	CL3000 60*45*11.5	AL	1	久源	
14		1100-A00-0123	0	PLATFORM	CT100 253*140*30	AL	1	久源	
15		1100-A00-0124	0	MIDDLE PLATFORM	CT100 150*58*17	AL	1	久源	
16		2600-A00-0120	0	TRAY RUBBER	CT100 ø30*ø3.2	NBR	4	联中	
17		1535-MSU-0620	0	BOLT-WRENCH(WA)	M6*20-SUS	SUS	4	-	LOADCELL
18		1502-MSU-0406	0	SCREW-MACHINE(PH)	M4*6-SUS	SUS	4	-	TOP PLATFORM
19		1532-A00-0425	0	BOLT-WRENCH(ST)	M4*25L	-	4	-	LIMIT
20		1540-A00-0400	0	NUT	M4	-	4	-	BOLT
21		1030-A00-0461	0	BRACKET-IO (CHINA)	CT100 132*46*40*1.0t	SPCC	1	大明	
22		1510-A00-0408	0	SCREW-TAPPING(PH)-1	M4*8(CHINA)	-	8		BRACKET BATTERY (2EA) BRACKET-IO (4EA) POWER PCB (3EA) MAIN PCB (4EA)
23		1030-A00-0462	0	BRACKET-BATTERY	CT100 172*9*27	SPCC	1		
24		1502-MSU-0416	0	SCREW-MACHINE(PH)	M4*16-SUS	SUS	4	-	BODY (4EA)
25		2022-A00-0005	0	WATER LEVEL GAGE	ø14.5*8 CHINA	-	1		

26		1502-A00-0406	0	SCREW-MACHINE(PH)	M4*6L	-	4		POWER PCB
27		1510-A00-0310	0	SCREW-TAPPING(PH)-1	M3*10	-	2		WIRELESS CARD
28		1269-A00-0018	0	BOLT-SEALING	M4*18	-	1	-	SEALING
29		1260-A00-0001	0	BOLT-SEALING	M4*6	-	1	-	SEALING
30		2008-A00-0001	B	FOOT	PVC φ40*42(SW-1)(CHINA)	-	4	-	SW

※ POLE ASS'Y (R-TYPE)

No.	IMAGE	CODE	REV.	PART NAME	SPEC	MATERIAL	Q'TY	VENDOR	REMARK
31		2000-A00-0364	0	POST SUPPORT	CT100 92*66*55	PC+ABS	1	Jinway	
32		1150-A00-0035	0	POST PIPE	60*20.5*335*1.5t(CT100)	AL	1		
33		1030-A00-0463	0	SUPPORT BRACKET	CT100 93*67*2.0t	SPCC	1		
34		2000-A00-0376	0	DISPLAY CASE (F) _CL5000-R	CT100 260*110*15	ABS	1		
35		2000-A00-0377	0	DISPLAY CASE (R) _CL5000-R	CT100 260*148*62	ABS	1		
36		2050-A00-6354	0	DISPLAY COVER TOOL (R)	CT100 112*91*1.2t -CH	PC	1		
37		2050-A00-6355	0	DISPLAY COVER TOOL (F)	CT100 112*91*1.2t -CH	PC	1		
38		2050-A00-6356	0	NAME CARD	CT100 117*82*1.2t -CH	PC	1		
39		1800-SPL-0033	0	NAME PLATE	LP-1,SP-BL,ER R,TP R T	PC	1	-	
40		9020-A00-0088	0	CAPA STICKER (TOOL)	CT100 61.6*5.6	-	1		

41		9020-A00-0089	0	CUTTING GUIDE STICKER	CT100 60*15	STICKER	1	-	CL5000-R
42		9020-A00-0090	0	ROLL GUIDE STICKER	CT100 52*47	STICKER	1	-	CL5000-R
43		1030-A00-0464	0	POLE BRACKET	CT100 27*68*1.5t	SPCC	1		
44		1030-A00-0465	0	PRINT BRACKET	CT100 94*16.7*1.5t	SPCC	1		
45		1000-A00-0338	0	PRINT GUIDE (L)	CT100 30*29*0.5t	SPCC	1		
46		1000-A00-0339	0	PRINT GUIDE (R)	CT100 30*29*0.5t	SPCC	1		
47		2000-A00-0378	0	POLE CAP	CT100 40*72*9	ABS	1		
48		2000-A00-0379	0	PRINT COVER	CT100 73*73*25	PC	1		
49		1502-MSU-0205	0	SCREW-MACHINE(PH)	M2*5-SUS	-	2	-	PRINTER ASS'Y (2EA)
50		1510-A00-0308	0	SCREW BOLT	M3*8	-	4	-	DISPLAY PCB (4EA)
51		1512-A00-0305	0	T SCREW-2	M3*5	SUS	2	-	PRINT GUIDE (2EA)
52		1510-A00-0406	0	SCREW-TAPPING(PH)-1	M4*6(CHINA)	-	5		PRINT BRACKET (3EA) CASE (2EA)
53		1502-A00-0406	0	SCREW-MACHINE(PH)	M4*6	-	8	-	POLE BRACKET (4EA) POST PIPE (4EA)
54		1502-A00-0306	0	SCREW-MACHINE(PH)	M3*6	-	3		PRINT PCB (2EA) POLE CAP (1EA)
55		1550-MSU-0408	0	WASHER(FLAT)	ø4*ø8*0.8-SUS	SUS	3	-	LOWER BODY ASS'Y + POLE ASS'Y
56		1502-MSU-0420	0	M SCREW (PH)	M4*20	SUS	3	-	LOWER BODY ASS'Y + POLE ASS'Y

